



Woodland Ecology session plan- 45mins

Unit 2. Understand the structures of woodlands

1.1 Explain the vertical and horizontal ecological structures of British woodland

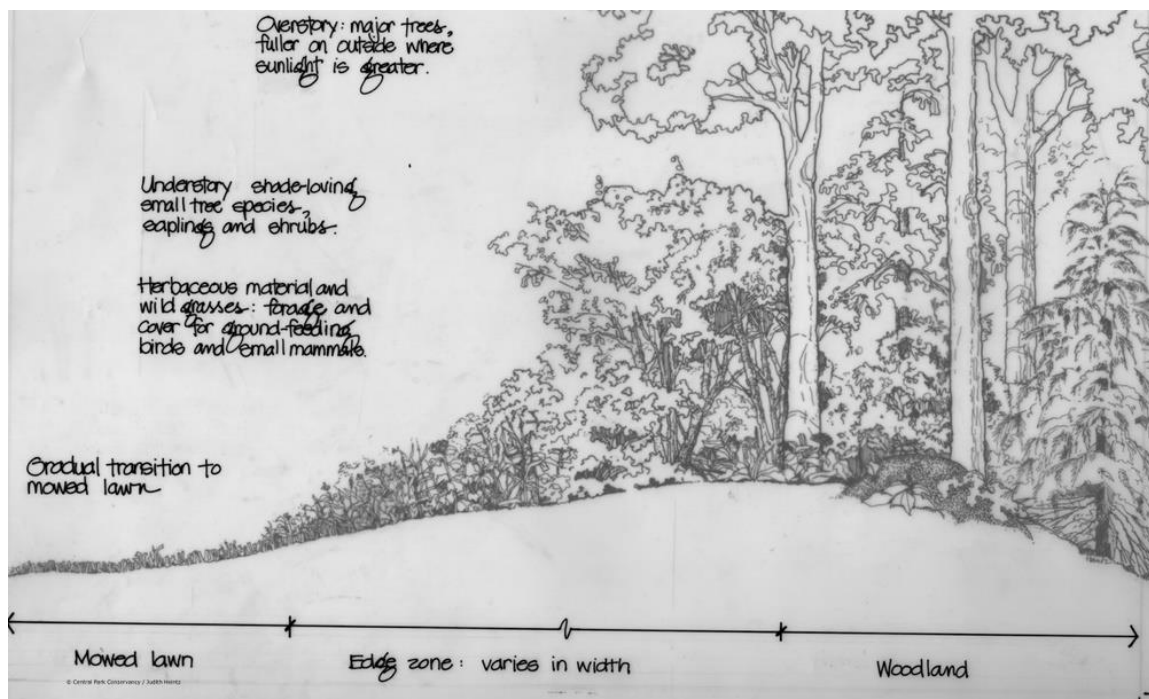
1.2 Differentiate between broadleaf and coniferous woodland ecosystems

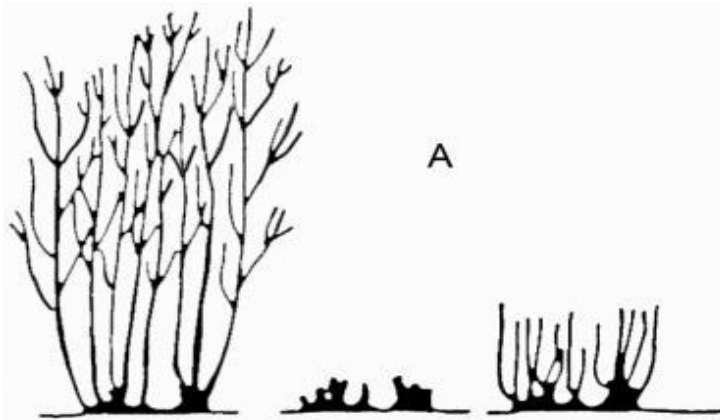
Understand the management of woodlands as a sustainable woodland resource

4.1 Explain the sustainability of current and historic woodland management techniques in own location

4.2 Explain ways to involve learners in sustainable woodland management

Timing	Activity
5mins	Why/How are woodlands there. Planted or grown up naturally from succession
5mins	Ecological structures of woodland and the effect on wildlife
5mins	Differences between broadleaf and coniferous woodland
5mins	Managing light and shade
5mins	Sustainable woodland management techniques –current and historic Coppicing, pollarding, thinning, singling etc.
5mins	Deadwood cycle and 'tidying up'
5mins	Impact of humans on woodland positive and negative-link to environmental impact assessment
5mins	Ideas to involve learners in sustainable woodland management
5mins	Link to woodland management 3 year plan

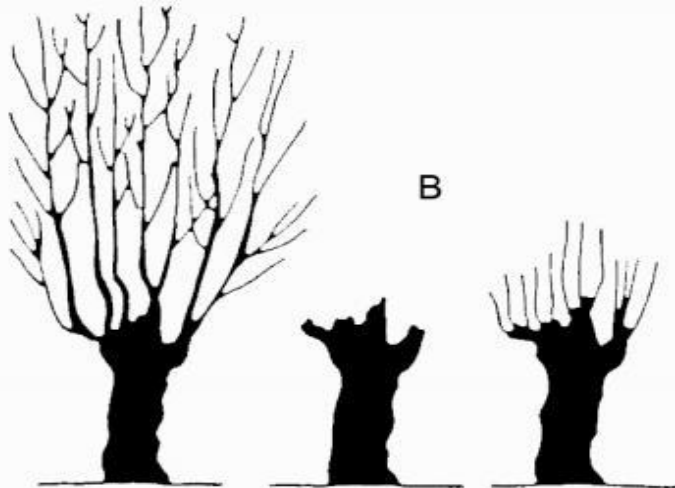




A

Fig. 8 Sketch of a coppice and pollard system.

A - a hazel coppiced stool with several years' growth of rods; middle, clear-felled of all rods;



B

B - one year's rapid growth of straight rods. The pollard system works the same way, but the stem is cut above the height of grazing cattle and deer.

